

Lesson 16 Objective: Add ones and ones or tens and tens.

Name _____ Date _____

Draw quick tens and ones to help you solve the addition problems.

1. $16 + 3 = \underline{\quad}$	2. $17 + 3 = \underline{\quad}$
3. $18 + 20 = \underline{\quad}$	4. $31 + 8 = \underline{\quad}$
5. $3 + 14 = \underline{\quad}$	6. $6 + 30 = \underline{\quad}$
7. $23 + 7 = \underline{\quad}$	8. $17 + 3 = \underline{\quad}$

With a partner, try more problems using quick ten drawings, number bonds, or the arrow way.

9. $32 + 7 = \underline{\quad}$

10. $13 + 20 = \underline{\quad}$

11. $6 + 34 = \underline{\quad}$

12. $4 + 36 = \underline{\quad}$

13. $20 + 18 = \underline{\quad}$

14. $14 + 20 = \underline{\quad}$



15. Draw dimes and pennies to help you solve the addition problems.

a. $16 + 20 = \underline{\quad}$

b. $22 + 7 = \underline{\quad}$

Name _____

Date _____

Solve using quick ten drawings to show your work.

1. $24 + 5$

2. $14 + 20$

Draw number bonds to solve.

3. $19 + 20$

4. $36 + 3$

5. Draw dimes and pennies to help you solve the addition problem.

$13 + 20$

Name _____

Date _____

Draw quick tens and ones to help you solve the addition problems.

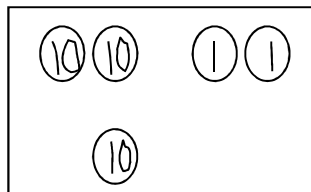
1. $17 + 2 = \underline{\quad}$	2. $17 + 3 = \underline{\quad}$
3. $14 + 3 = \underline{\quad}$	4. $24 + 10 = \underline{\quad}$

Make a number bond or use the arrow way to solve the addition problems.

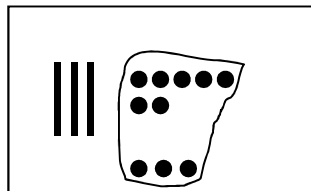
5. $6 + 24 = \underline{\quad}$	6. $14 + 20 = \underline{\quad}$
------------------------------------	-------------------------------------

7. Solve each addition sentence, and match.

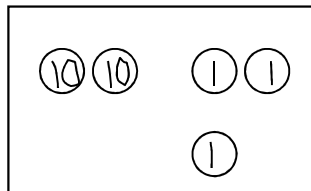
a.
 $22 + 1 = \underline{\hspace{2cm}}$



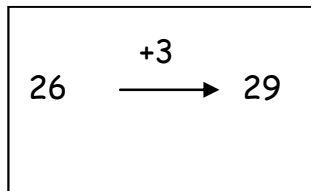
b.
 $13 + 6 = \underline{\hspace{2cm}}$



c.
 $3 + 26 = \underline{\hspace{2cm}}$



d.
 $37 + 3 = \underline{\hspace{2cm}}$



e.
 $22 + 10 = \underline{\hspace{2cm}}$

